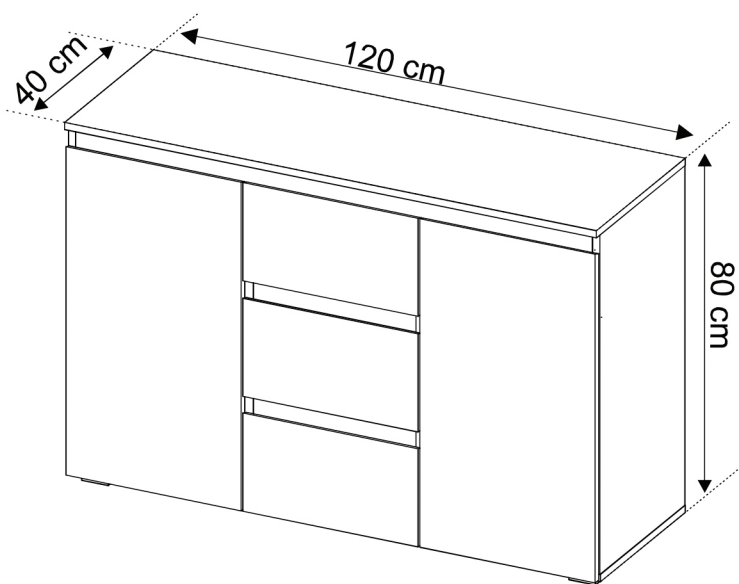




3013474





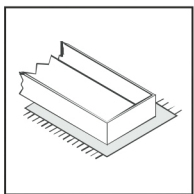
- (D) Befolgen Sie stets die Anleitung des Herstellers!
- (GB) Please generally follow the manufacturers instructions!
- (FR) Suivez toujours les instructions du fabricant!
- (NL) Volg steeds de handleiding van de producent!
- (ES) Siga siempre las instrucciones del fabricante!

- (RU) Всегда следуйте инструкции производителя!
- (IT) Seguire sempre le istruzioni del produttore!
- (HU) Mindig tartsa be a gyártó utasításait!
- (P) Siga sempre as instruções do fabricante!
- (CZ) Vždy dodržujte pokyny výrobce!




- (D) Verwenden Sie zur Reinigung nur ein feuchtes Tuch!
- (GB) Please only clean with a damp cloth!
- (FR) N'utilisez qu'un chiffon humide pour le nettoyage!
- (NL) Gebruik voor de reiniging enkel een vochtige doek!
- (ES) Para limpiar utilice sólo un paño húmedo!

- (RU) Для очистки используйте только влажную ткань!
- (IT) Per la pulizia, utilizzare solo un panno umido!
- (HU) A tisztításhoz elegendő egy nedves kendő használatát!
- (P) Para a limpeza use apenas um pano húmido!
- (CZ) Pro čištění používejte pouze vlhký hadřík!



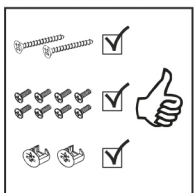
- (D) Bauen Sie das Produkt auf einer Unterlage auf!
- (GB) Please mount the product on a bottom support!
- (FR) Montez le produit sur une base!
- (NL) Monteer het product op een basis!
- (ES) Monte el producto sobre una base!

- (RU) Собирайте изделие на подстилке!
- (IT) Montare il prodotto su un supporto!
- (HU) Az összeszereléskor helyezzen a termék alá megfelelő alátétet!
- (P) Monte o produto numa superfície plana!
- (CZ) Výrobek smontujte na pevném podkladu!



- (D) Verwenden Sie das Produkt nur in Innenräumen!
- (GB) Please exclusively use the product indoors!
- (FR) N'utilisez le produit qu'à l'intérieur!
- (NL) Gebruik het product enkel binnenshuis!
- (ES) Utilice el producto sólo en interiores!

- (RU) Используйте изделие только во внутренних помещениях!
- (IT) Utilizzare il prodotto solo in ambienti interni!
- (HU) A termék csak bel terekben használható!
- (P) Use o produto apenas no interior!
- (CZ) Používejte výrobek pouze uvnitř!




- (D) Legen Sie die Beschläge zusammen und prüfen Sie die Vollständigkeit!
- (GB) Please join the fittings and verify their completeness!
- (FR) Pliez les raccords ensemble et vérifiez qu'ils sont complets!
- (NL) Leg de onderdelen samen en controleer de volledigheid!
- (ES) Junte los accesorios y compruebe que están todos!

- (RU) Положите фурнитуру в одно место и проверьте комплектность!
- (IT) Mettere insieme le guarnizioni e verificarne la completezza!
- (HU) Állítsa össze a sarokvasakat, és ellenőrizze, hogy épek-e!
- (P) Coloque os encaixes juntos e verifique se estão completos!
- (CZ) Složte armatury a zkontrolujte úplnost!



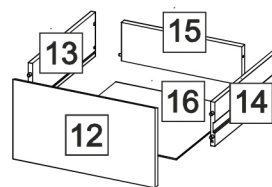
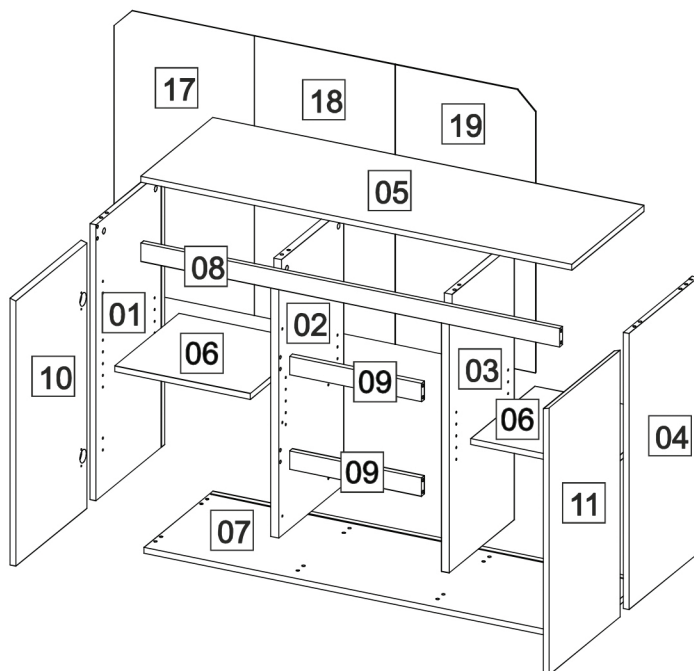
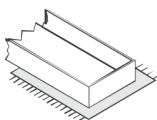
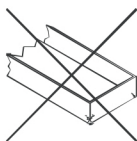

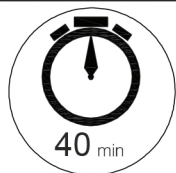

- (D) Bei fehlenden Teilen kontaktieren Sie den Hersteller!
- (GB) If parts are missing, please turn to the manufacturer!
- (FR) En cas de pièces manquantes, veuillez contacter le fabricant!
- (NL) Contacteer de fabrikant als er onderdelen ontbreken!
- (ES) En el caso de que falten piezas, póngase en contacto con el fabricante!

- (RU) При отсутствии каких-либо частей обратитесь к производителю!
- (IT) In caso di pezzi mancanti, contattare il produttore!
- (HU) Ha hiányozna valamelyik elem, lépjen kapcsolatba a gyártóval!
- (P) Em caso de peças em falta, entre em contato com o fabricante!
- (CZ) Pro chybějící díly kontaktujte výrobce!



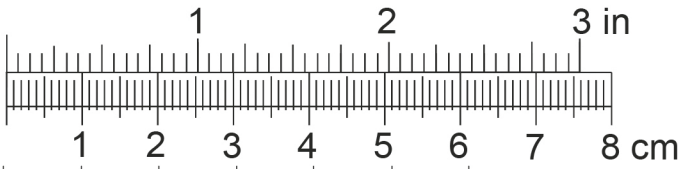
- (D) Ziehen Sie die Schrauben nach einiger Zeit des Gebrauchs erneut fest!
- (GB) Please re-tighten the screws after having used the product for a while!
- (FR) Resserrer les vis après un certain temps d'utilisation!
- (NL) Draai de schroeven na een zekere gebruikstijd opnieuw vast!
- (ES) Asegure de nuevo los tornillos tras usarlo durante un tiempo!

- (RU) Спустя некоторое время использования подкрутите гайки!
- (IT) Stringere nuovamente le viti dopo un certo periodo di utilizzo!
- (HU) A használat során némi idő elteltével húzza meg újra a csavarokat!
- (P) Reaperte os parafusos após algum tempo de uso!
- (CZ) Po určité době používání rouby znovu utáhněte!

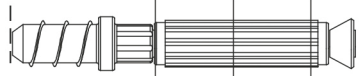


x3

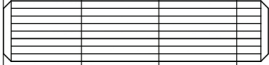
1/2	1x01; 1x02; 1x03; 1x04; 2x06; 2x09; 1x10; 1x11; 3x13; 3x14;
2/2	1x05; 1x07; 1x08; 3x12; 3x15; 3x16; 1x17; 1x18; 1x19;



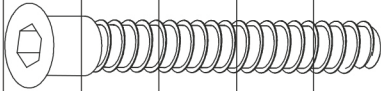
1/2	✓
2/2	



Cx8



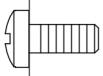
Ax 28



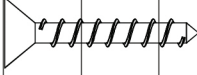
Ex14



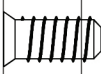
Fx6



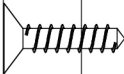
Ix6



Jx12



Kx12



Nx10



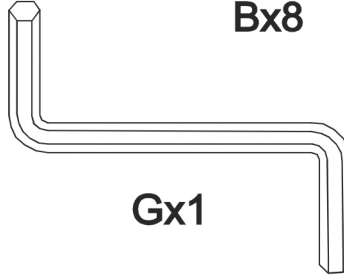
Vx21



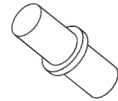
Bx8



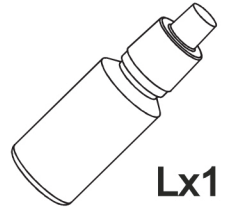
Dx4



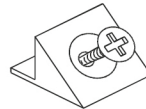
Gx1



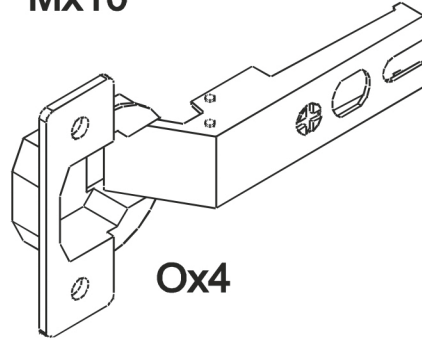
Hx8



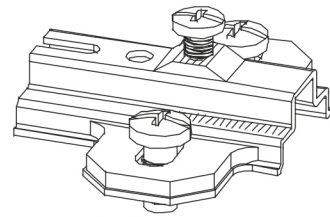
Lx1



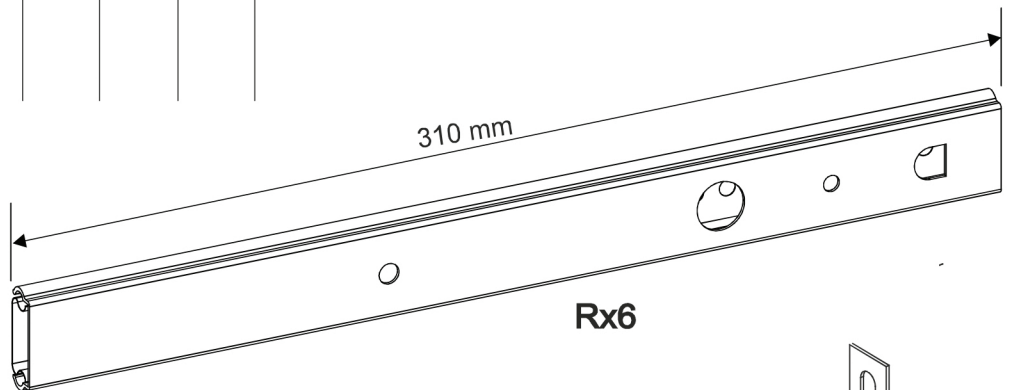
Mx10



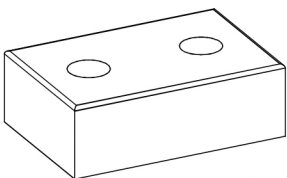
Ox4



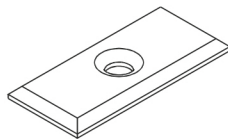
Px4



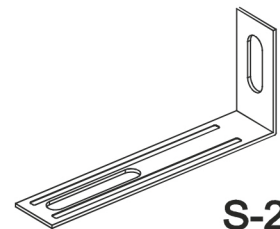
Rx6



Tx6

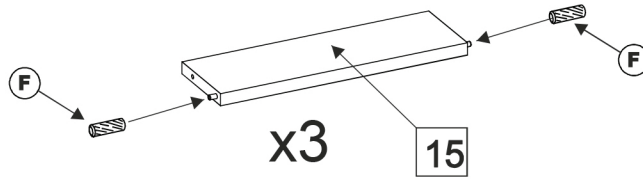
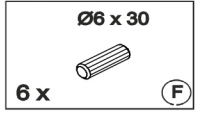


Ux12

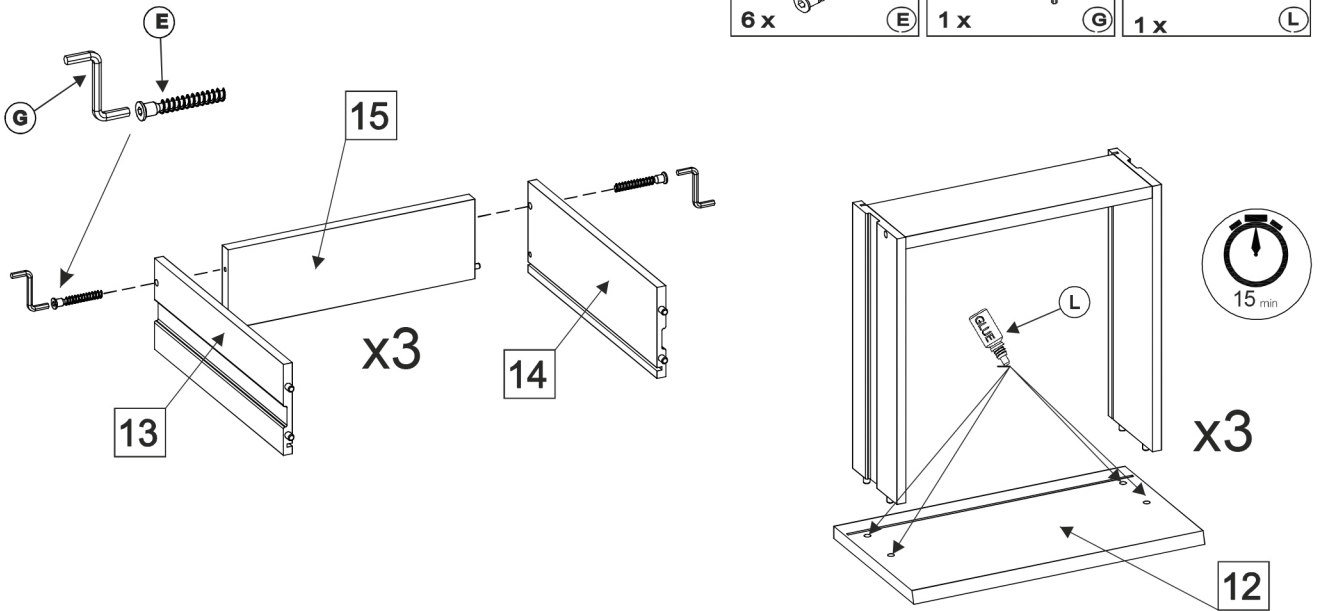
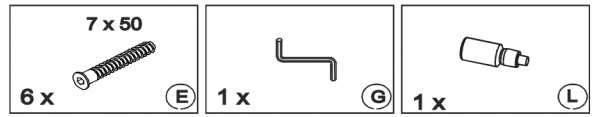


S-2

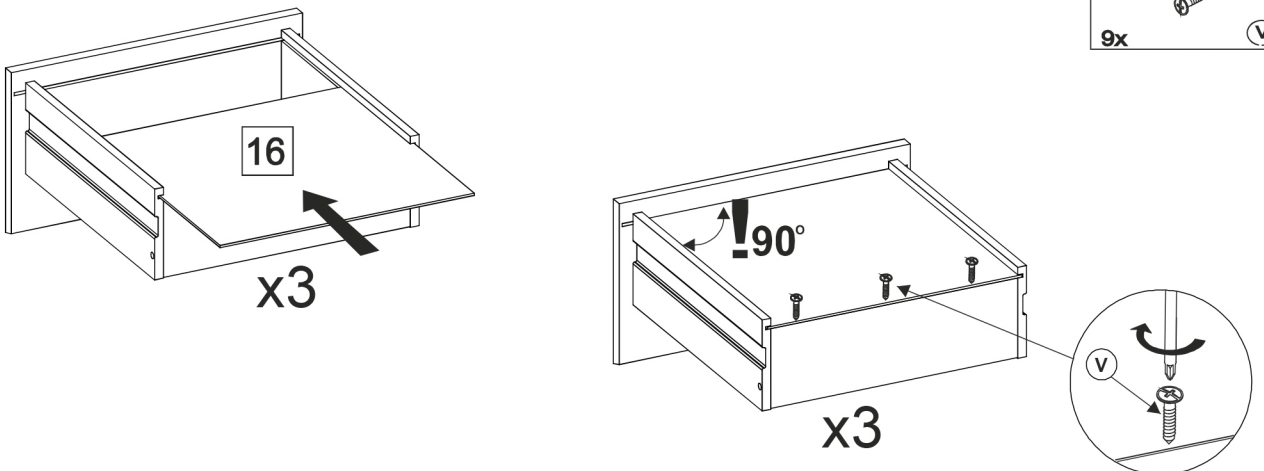
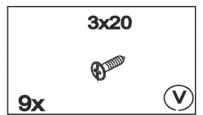
A



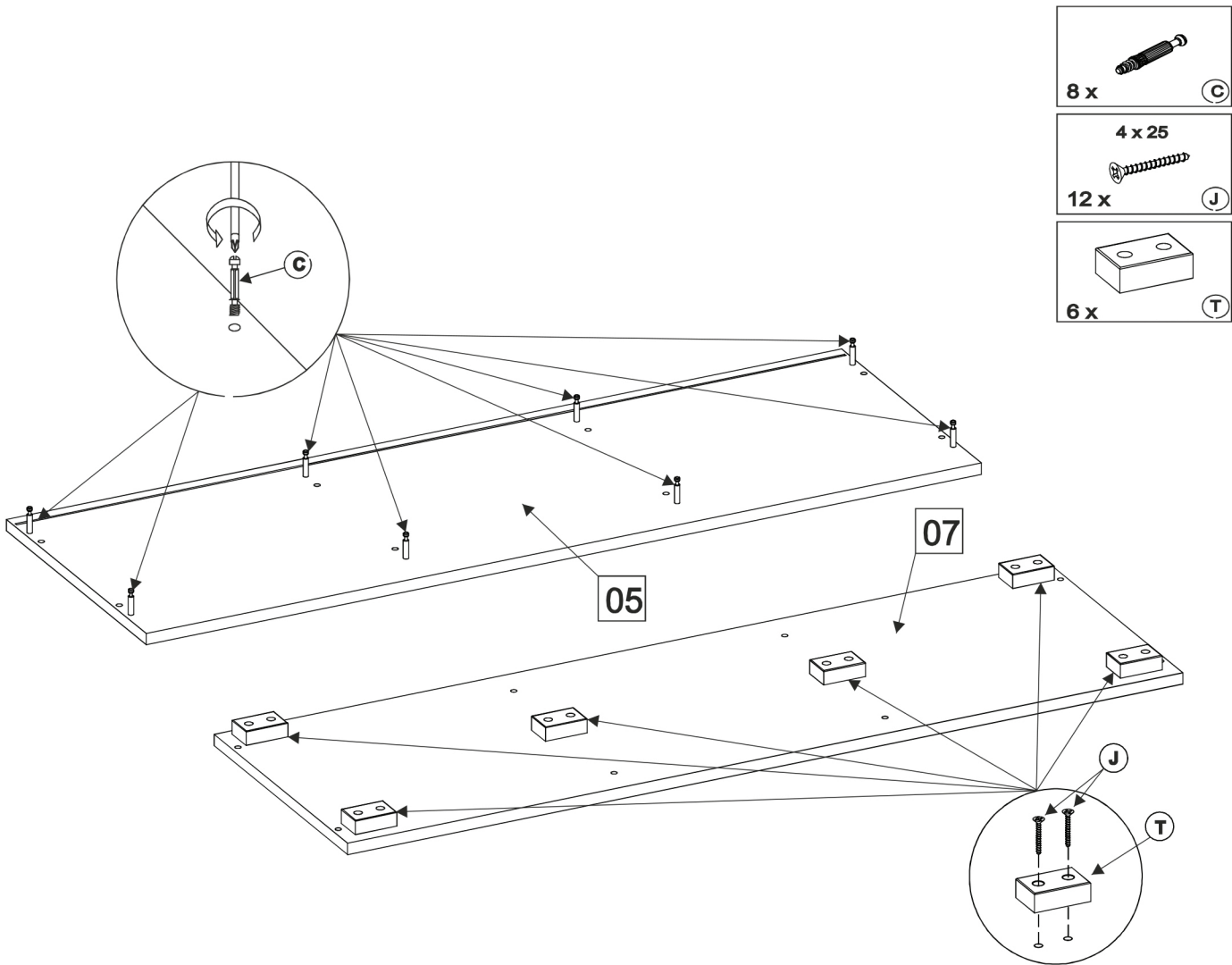
B



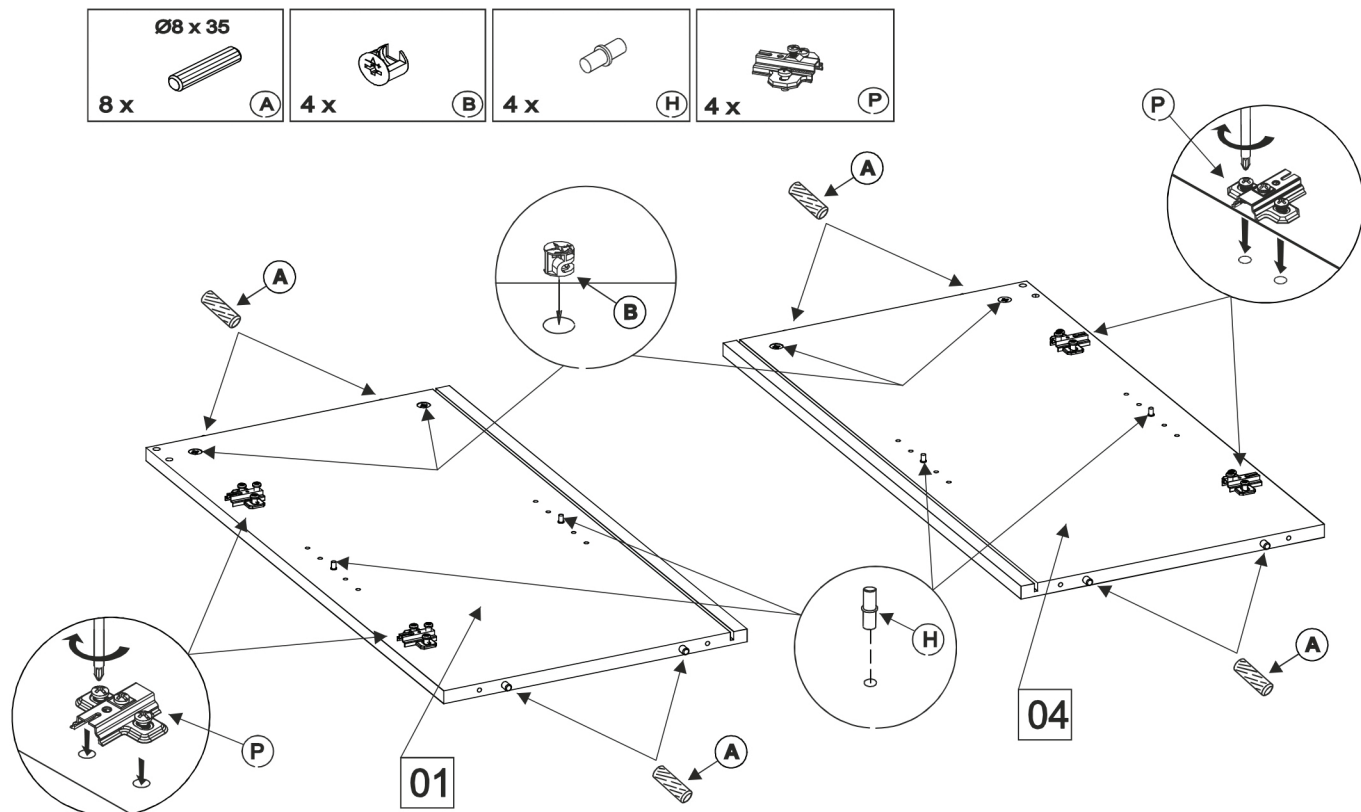
C








D

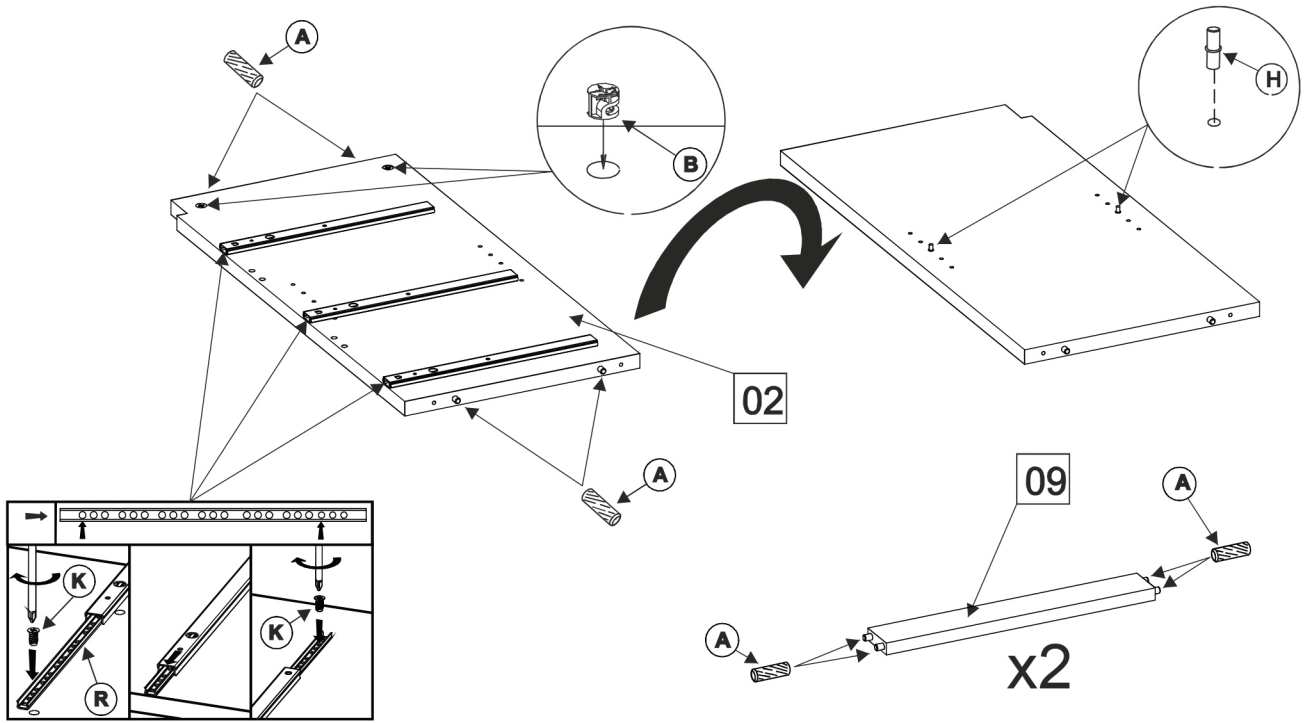


E








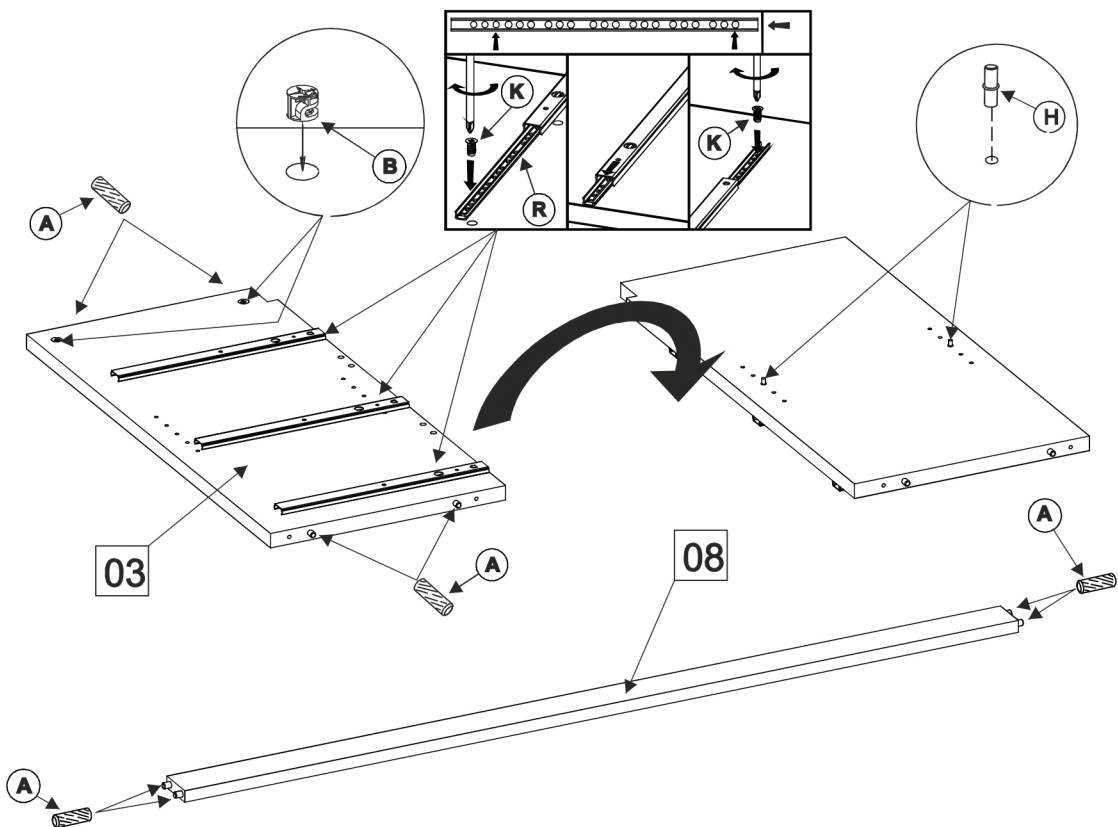
F

$\varnothing 8 \times 35$				$6,3 \times 13$					
12 x	(A)	2 x	(B)	2 x	(H)	6 x	(K)	3 x	(R)

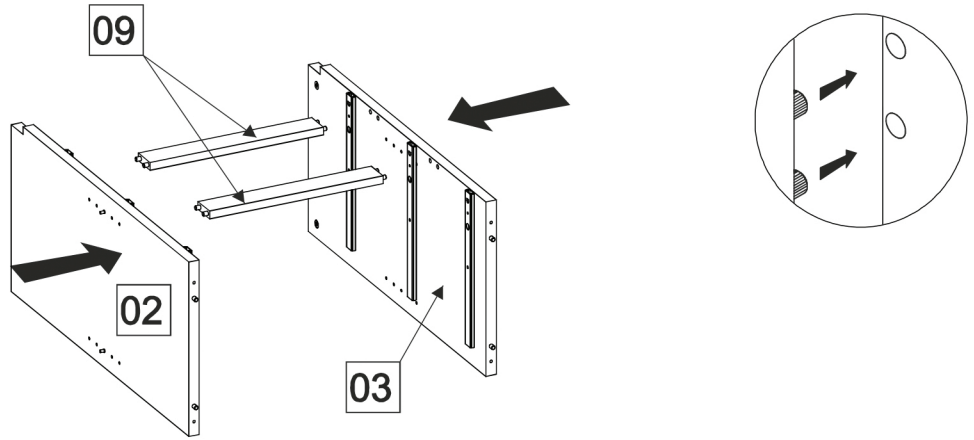


G

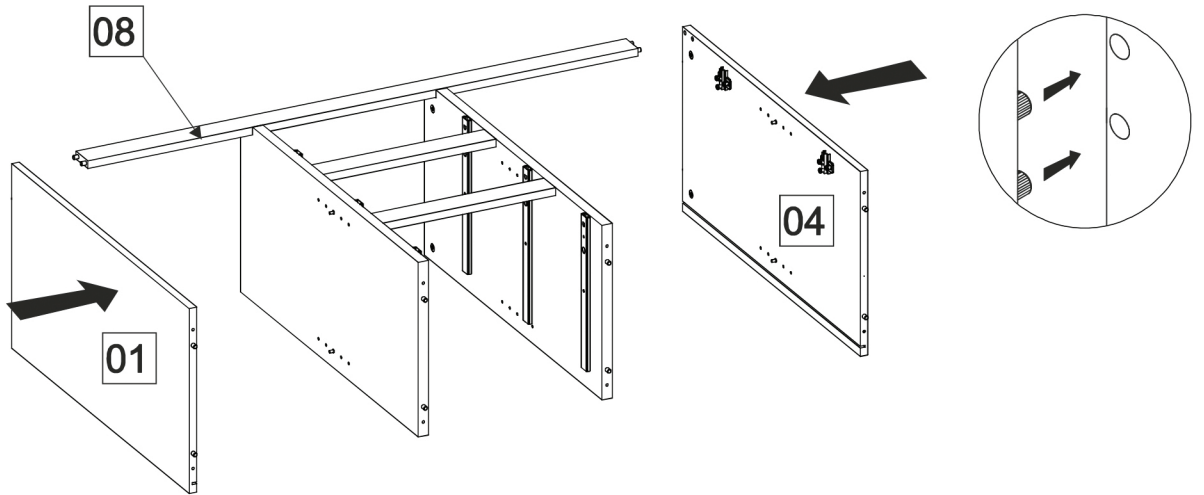
$\varnothing 8 \times 35$		8 x	(A)
	2 x	(B)	
	2 x	(H)	
$6,3 \times 13$		6 x	(K)
	3 x	(R)	



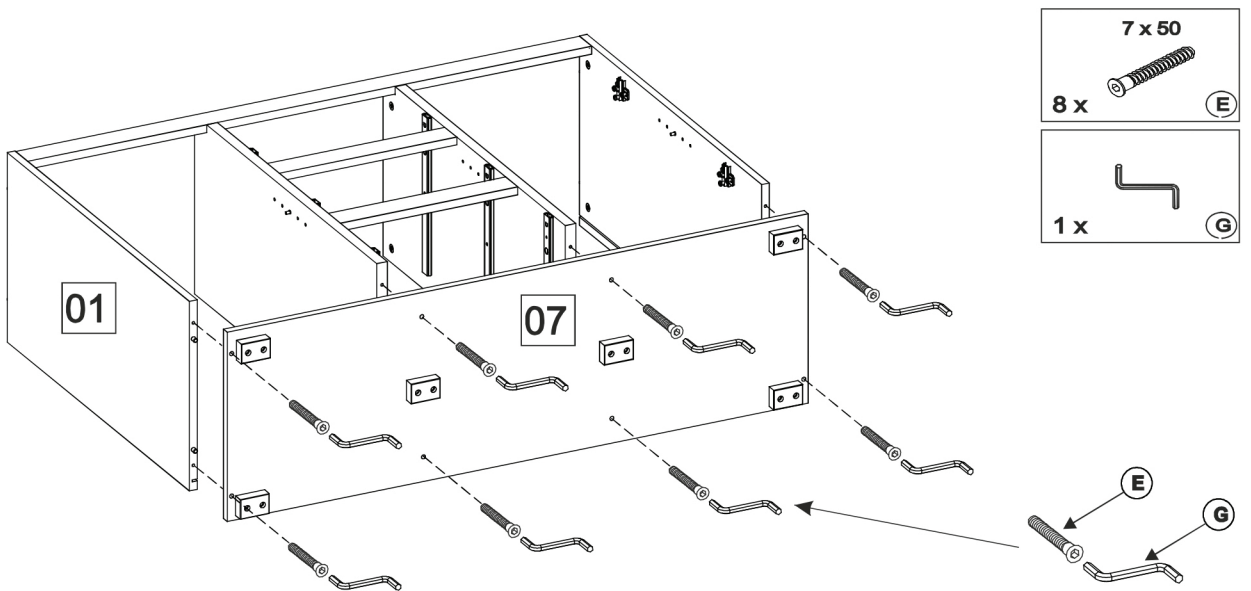
H



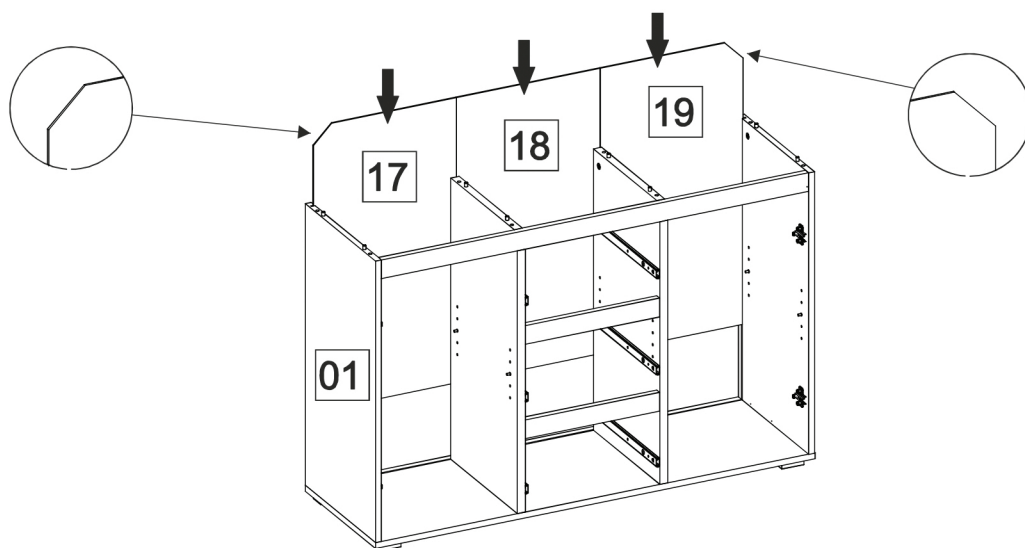
I



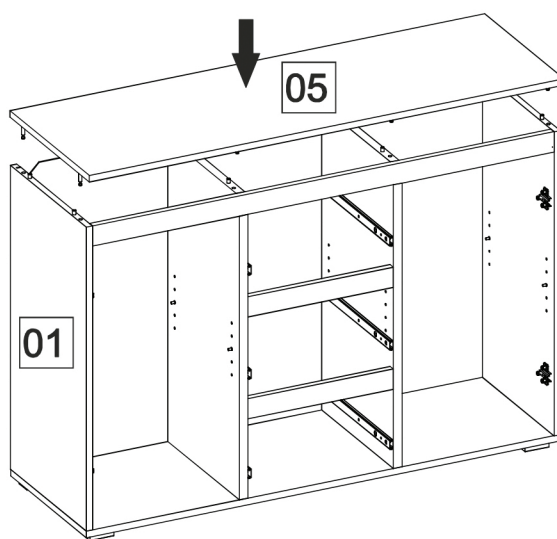
J



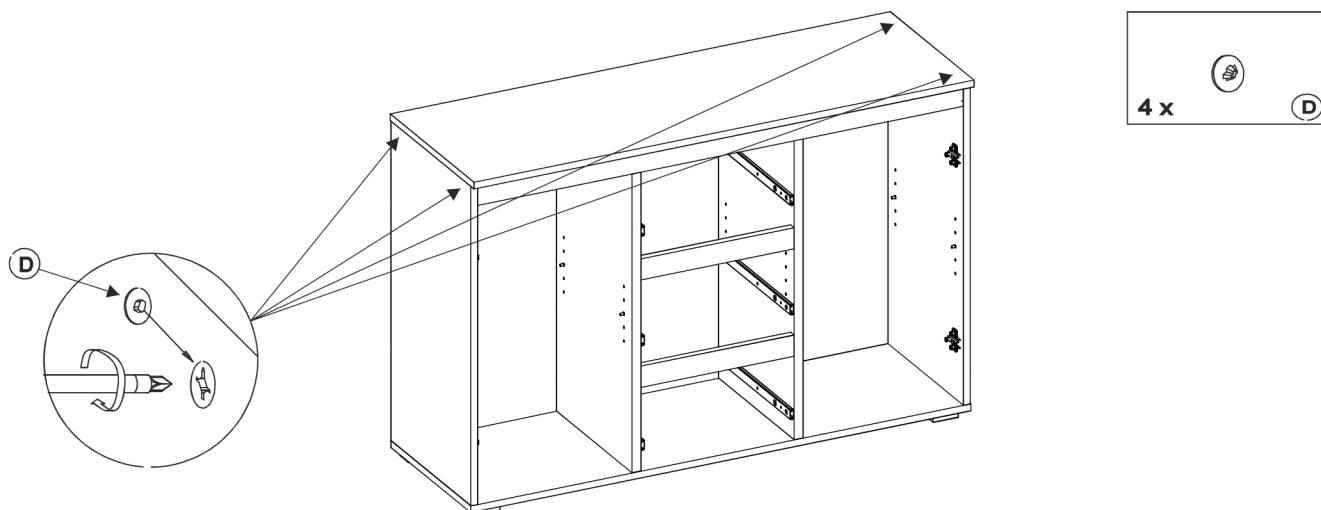
K



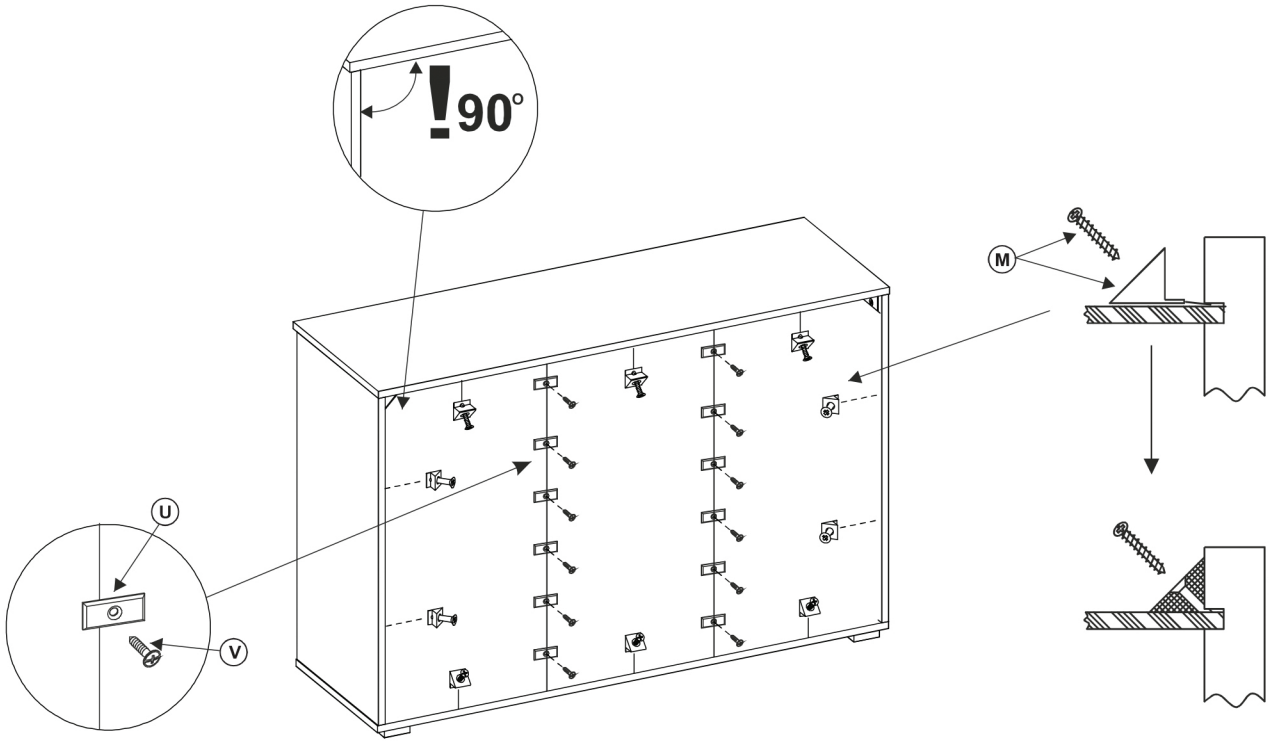
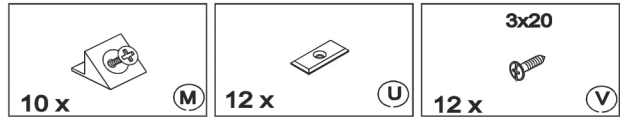
L



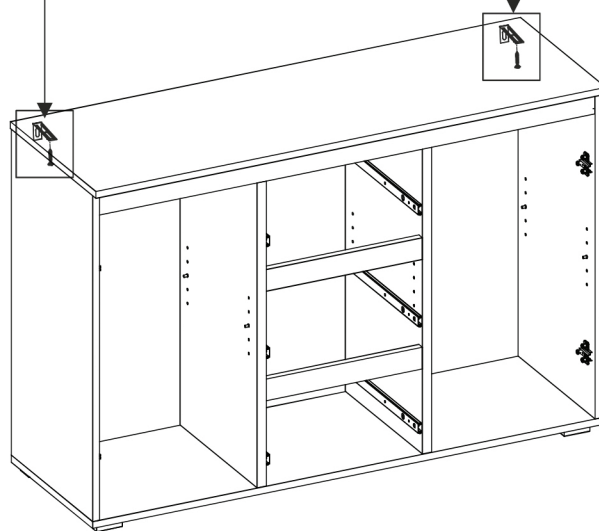
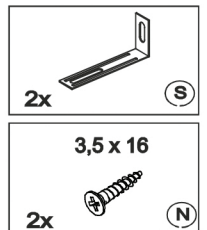
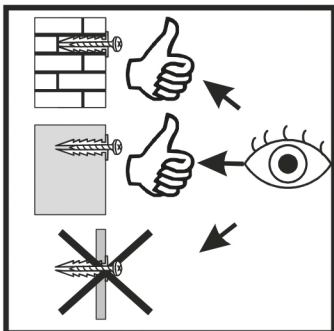
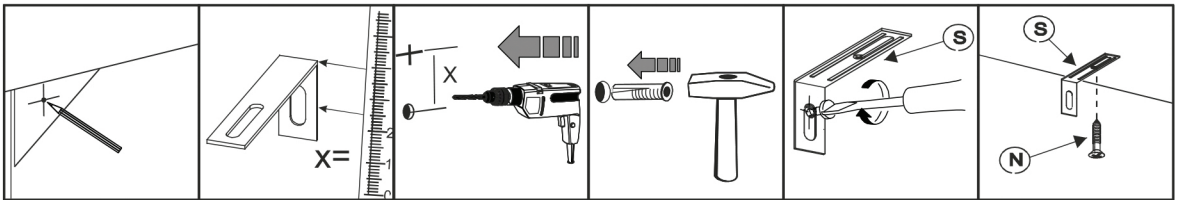
M



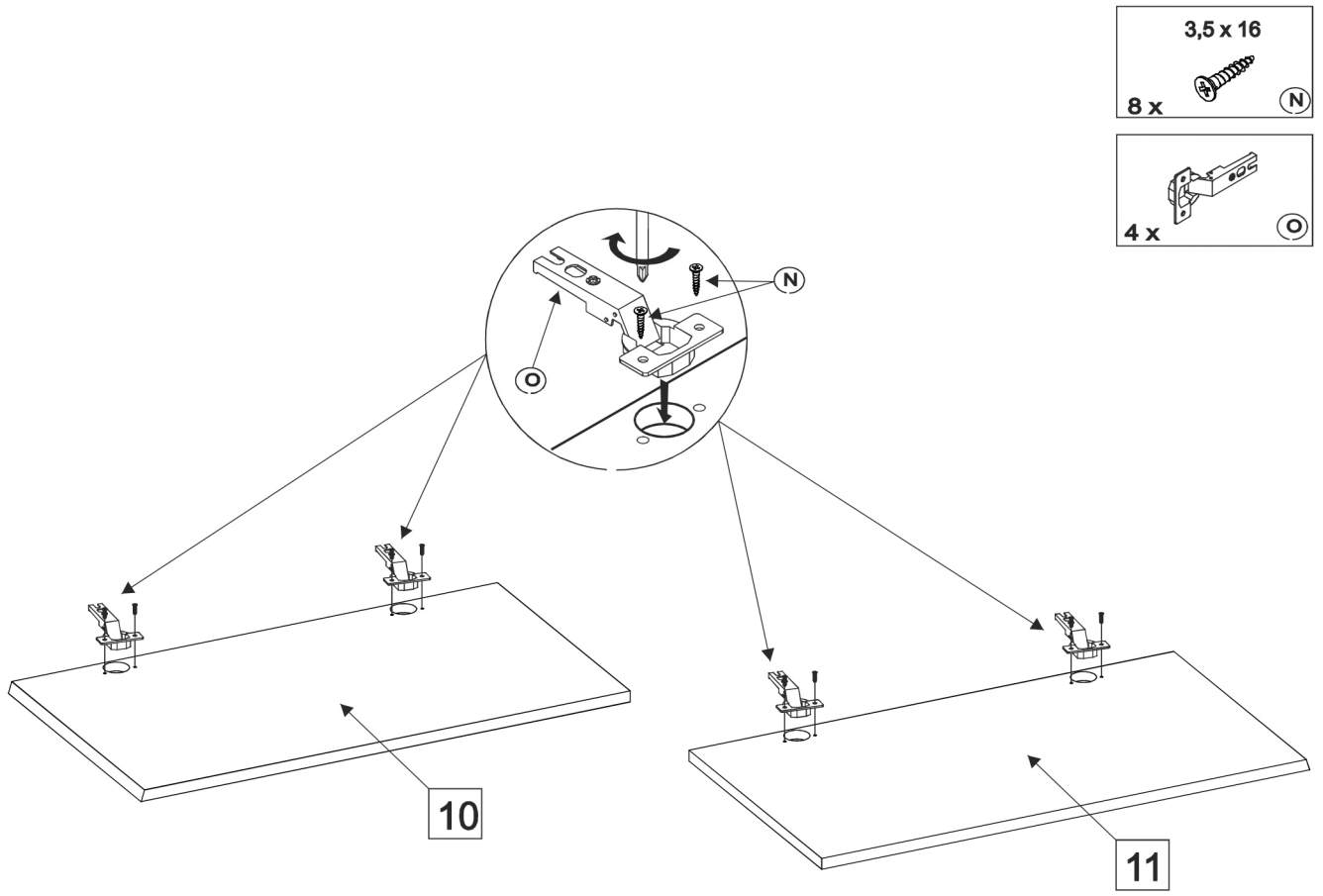
N



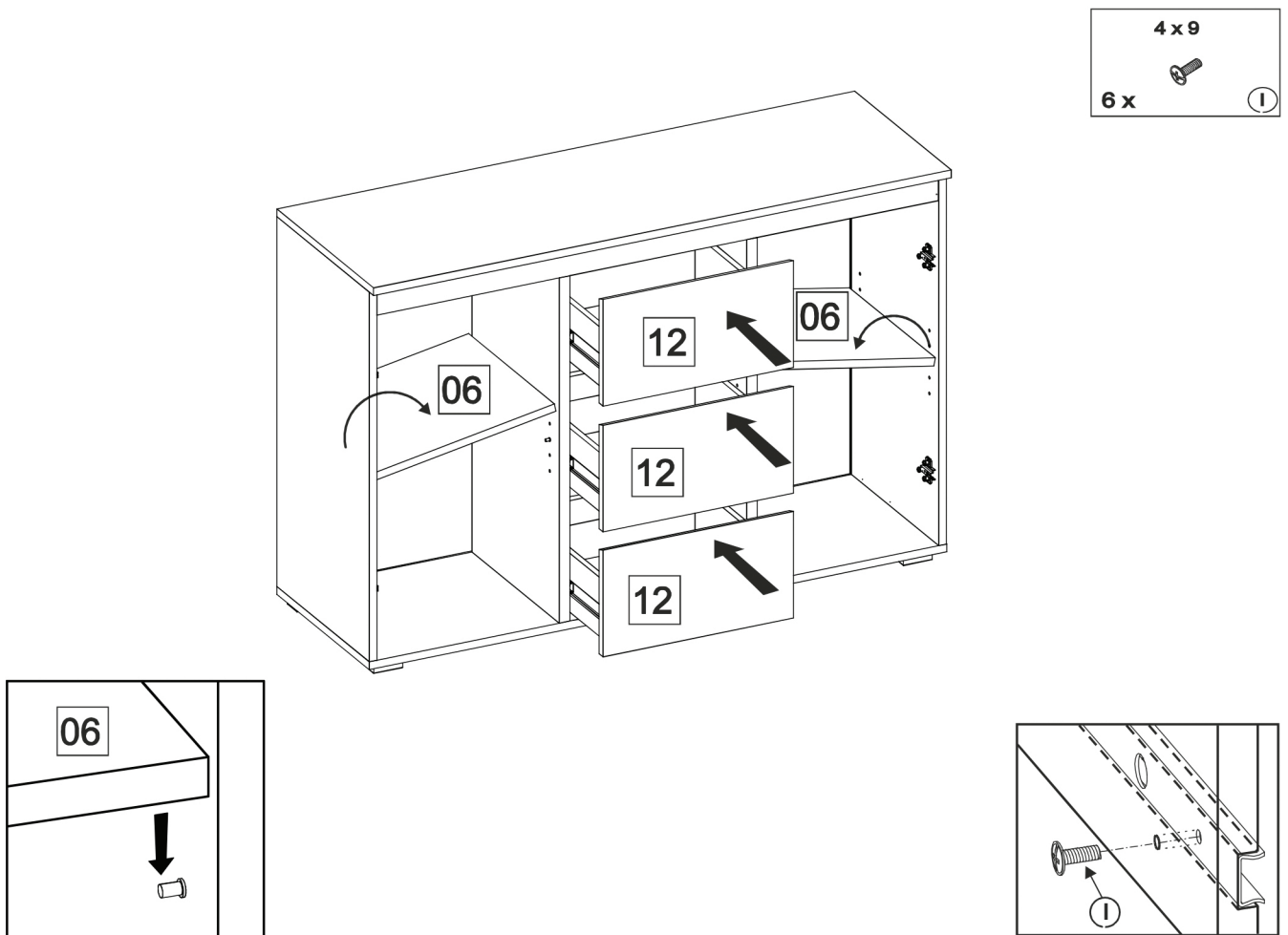
O



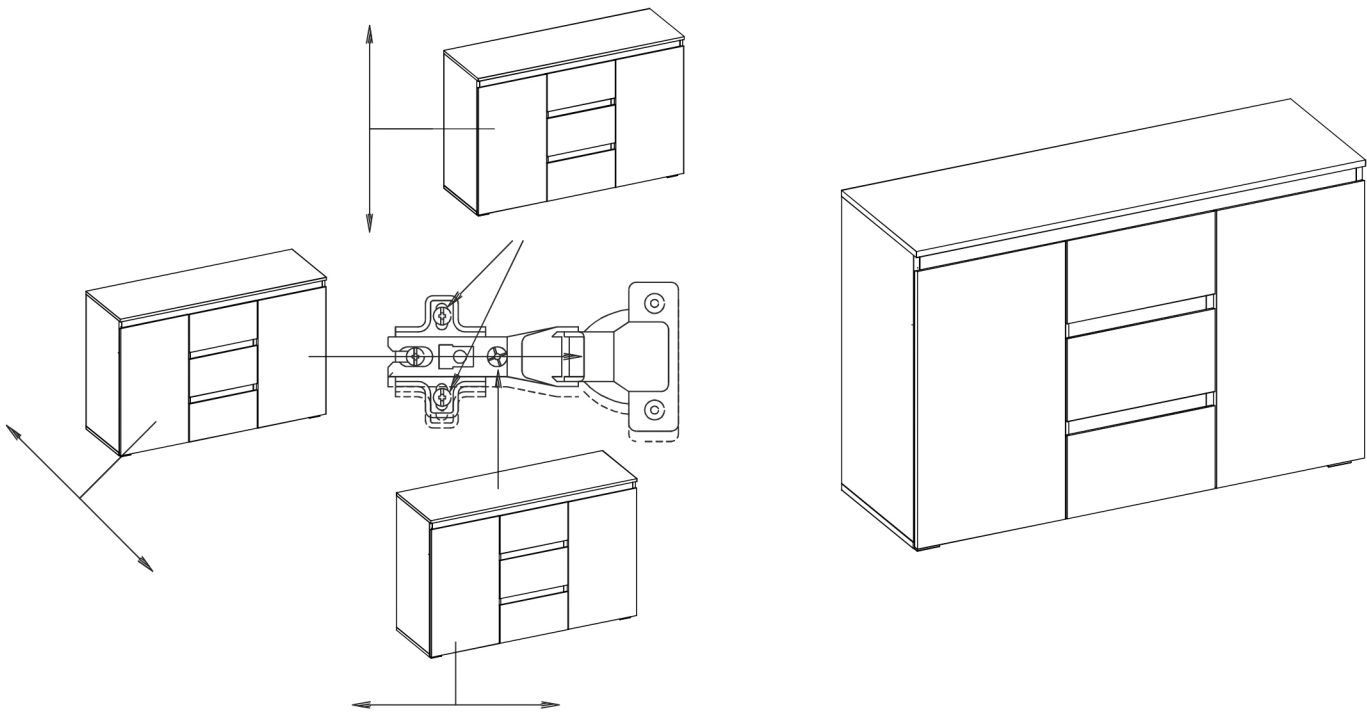
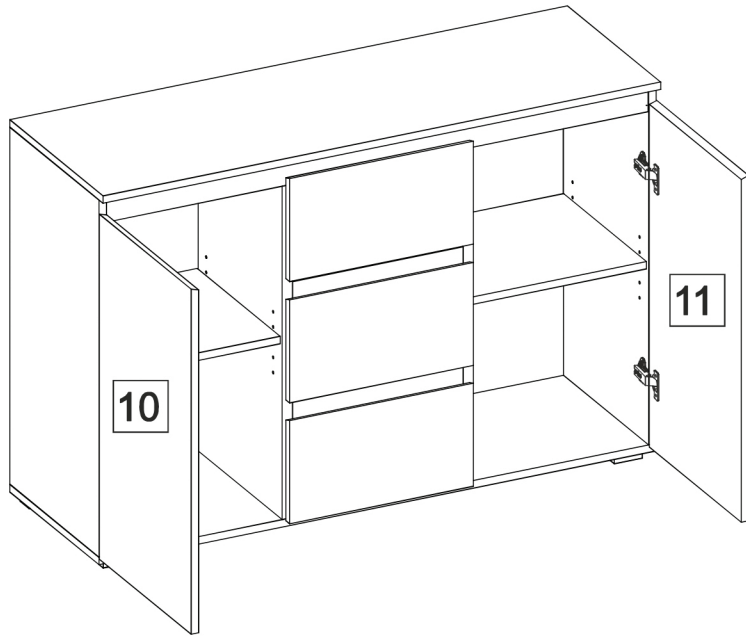
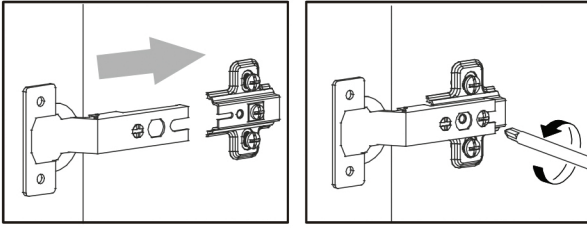
P



R



S



- Ⓓ Das Möbel muss an der Wand befestigt werden!
- Ⓔ Please ensure to mount the furniture to the wall!
- Ⓕ Les meubles doivent être fixés au mur!
- Ⓖ Het meubel moet aan de wand worden vastgemaakt!
- Ⓔ El mueble se tiene que fijar a la pared!

- Ⓔ Мебель должна крепиться к стене!
- Ⓙ Il mobile deve essere fissato alla parete!
- Ⓔ A bútor a falon rögzítendő!
- Ⓔ O móvel tem que ser fixado na parede!
- Ⓒ Nábytek musí být připevněn ke stěně!

- Ⓓ Informieren Sie sich vor der Wandmontage über das geeignete Montagematerial!
- Ⓔ Please get informed on suitable assembly materials before commencing the wall-mounting!
- Ⓕ Renseignez-vous sur le matériel de montage approprié avant le montage mural!
- Ⓖ Informeer u voor de wandmontage over het geschikte montagematerieel!
- Ⓔ Infórmese antes del montaje en la pared del material apropiado de montaje!

- Ⓔ Перед тем, как крепить мебель к стене, получите информацию о подходящем крепежном материале!
- Ⓙ Prima del fissaggio alla parete, informarsi sul materiale di montaggio adatto!
- Ⓔ A falra szerelés előtt tájékozódjon, hogy ehhez milyen szerelőanyagok szükségesek!
- Ⓔ Antes da montagem na parede, informe-se sobre o material de montagem adequado!
- Ⓒ Informujte se o vhodném montážním materiálu před montáží na stěnu!

- Ⓓ Beschaffen Sie sich das angemessene Material zur Wandbefestigung!
- Ⓔ Please obtain suitable wall-mounting materials!
- Ⓕ Procurez-vous le matériel approprié pour le montage mural!
- Ⓖ Verschaf u het adequate materieel voor de wandbevestiging!
- Ⓔ Procúrese el material adecuado para la fijación a la pared!

- Ⓔ Приобретите соответствующий материал для крепления к стене!
- Ⓙ Procurarsi il materiale opportuno per il fissaggio alla parete!
- Ⓔ Szerezze be a falra szereléshez szükséges, megfelelő anyagokat!
- Ⓔ Obtenha o material adequado para a montagem na parede!
- Ⓒ Opatřte si vhodný materiál pro montáž na stěnu!

- Ⓓ Lassen Sie die Wandbefestigung von einer fachkundigen Person vornehmen!
- Ⓔ Ensure all wall-mounting is carried out by competent personnel!
- Ⓕ Faites effectuer le montage mural par une personne compétente!
- Ⓖ Laat de wandbevestiging door een professional uitvoeren!
- Ⓔ Deje que la fijación a la pared la haga un profesional!

- Ⓔ Поручите выполнение работ по креплению к стене специалисту!
- Ⓙ Far effettuare il fissaggio alla parete ad un esperto!
- Ⓔ A bútor falra rögzítését végeztesse ehhez értő személlyel!
- Ⓔ A montagem na parede deve ser executada por uma pessoa competente!
- Ⓒ Montáž na stěnu nechte provést odborně způsobilou osobou!

